

Home Learning Packet

MRS.
BASHAM'S
CLASS

Your learning options include:

Attached paper packet
Boom Cards
Mix of both

**STUDENTS ARE REQUIRED TO
WORK FOR AT LEAST 1 HOUR
PER DAY**

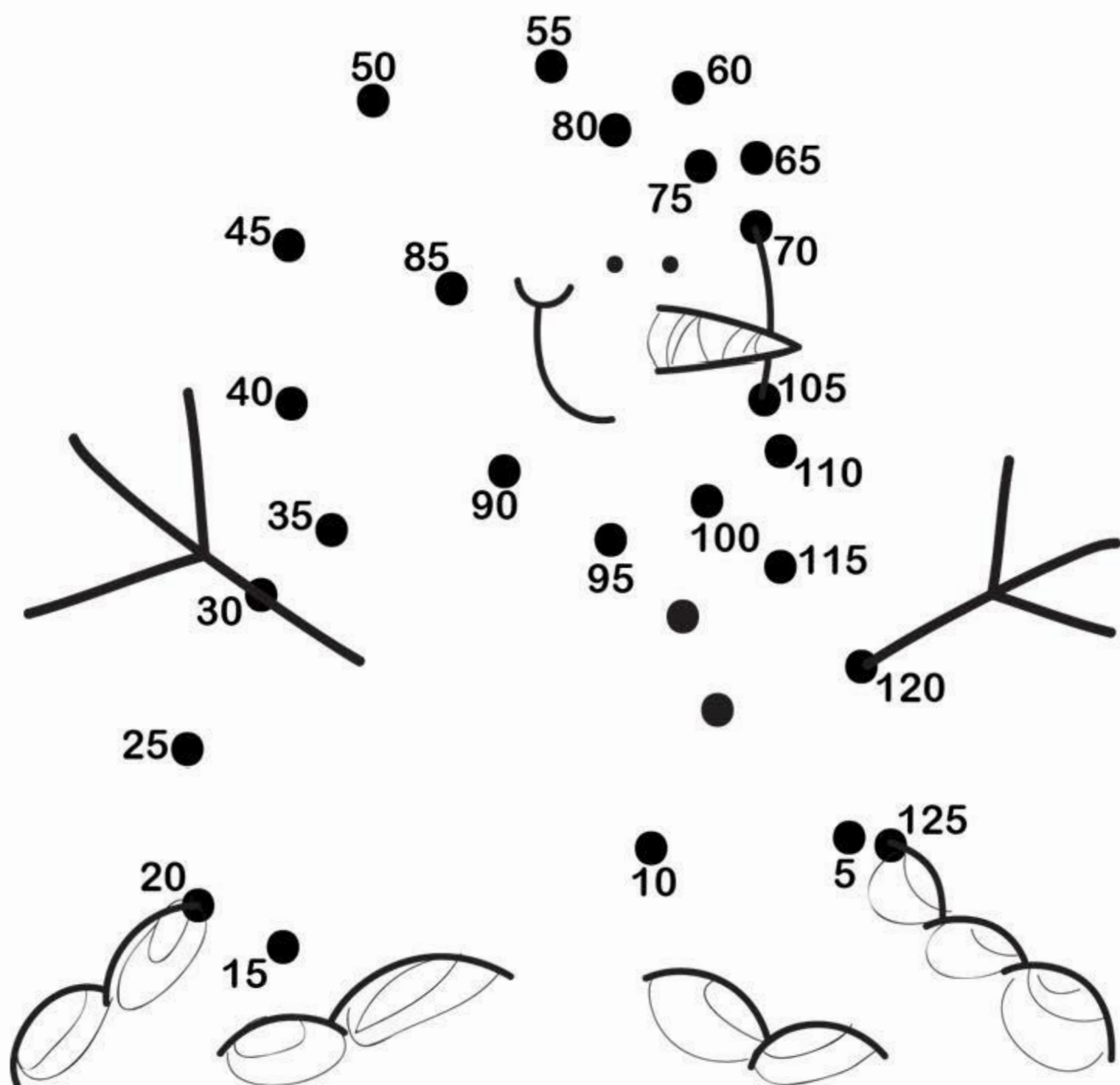
Contact me with any questions at:
sbasham@riselearningcenter.org

MY WINTER Fun Packet

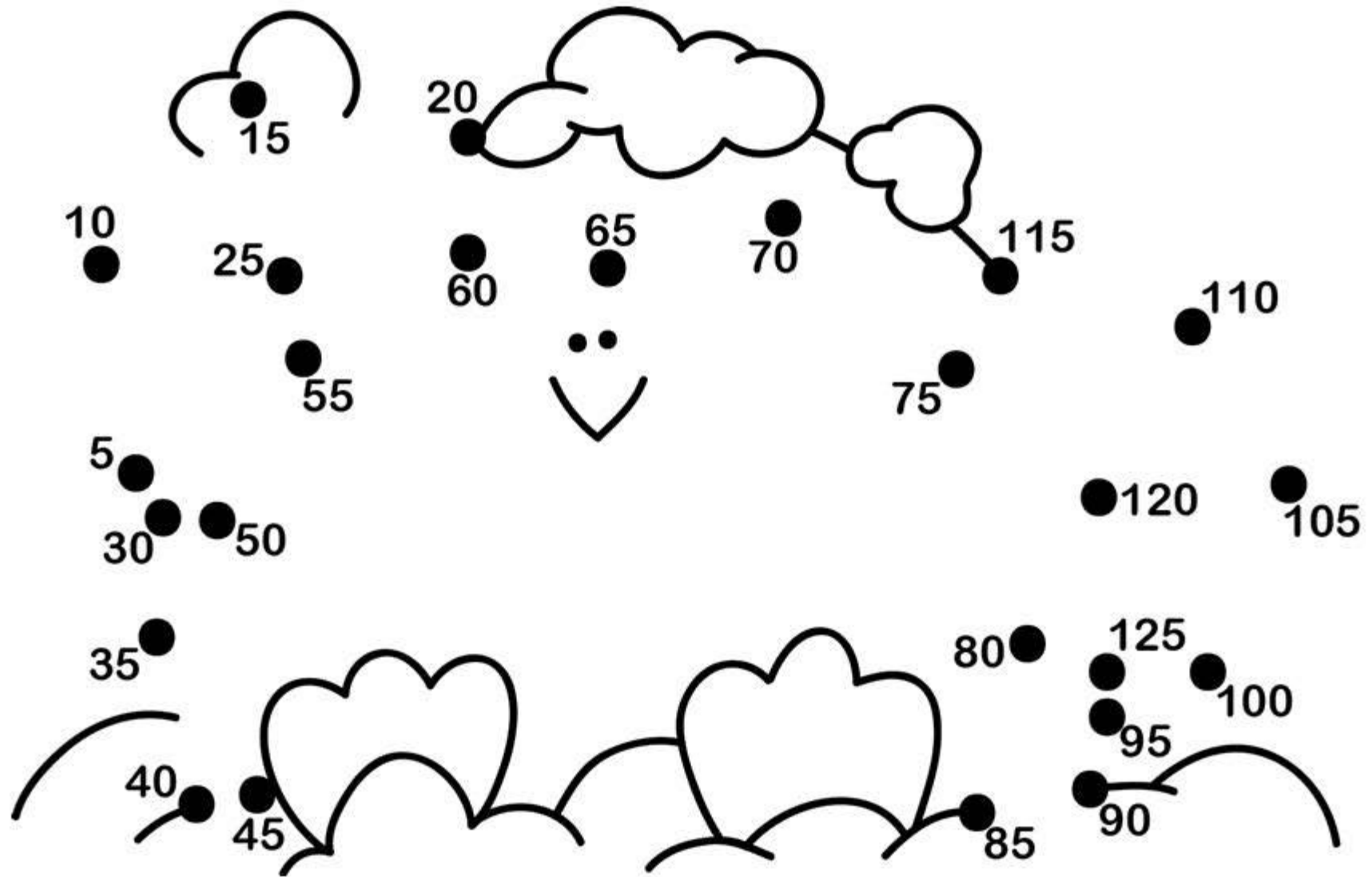
NAME: _____



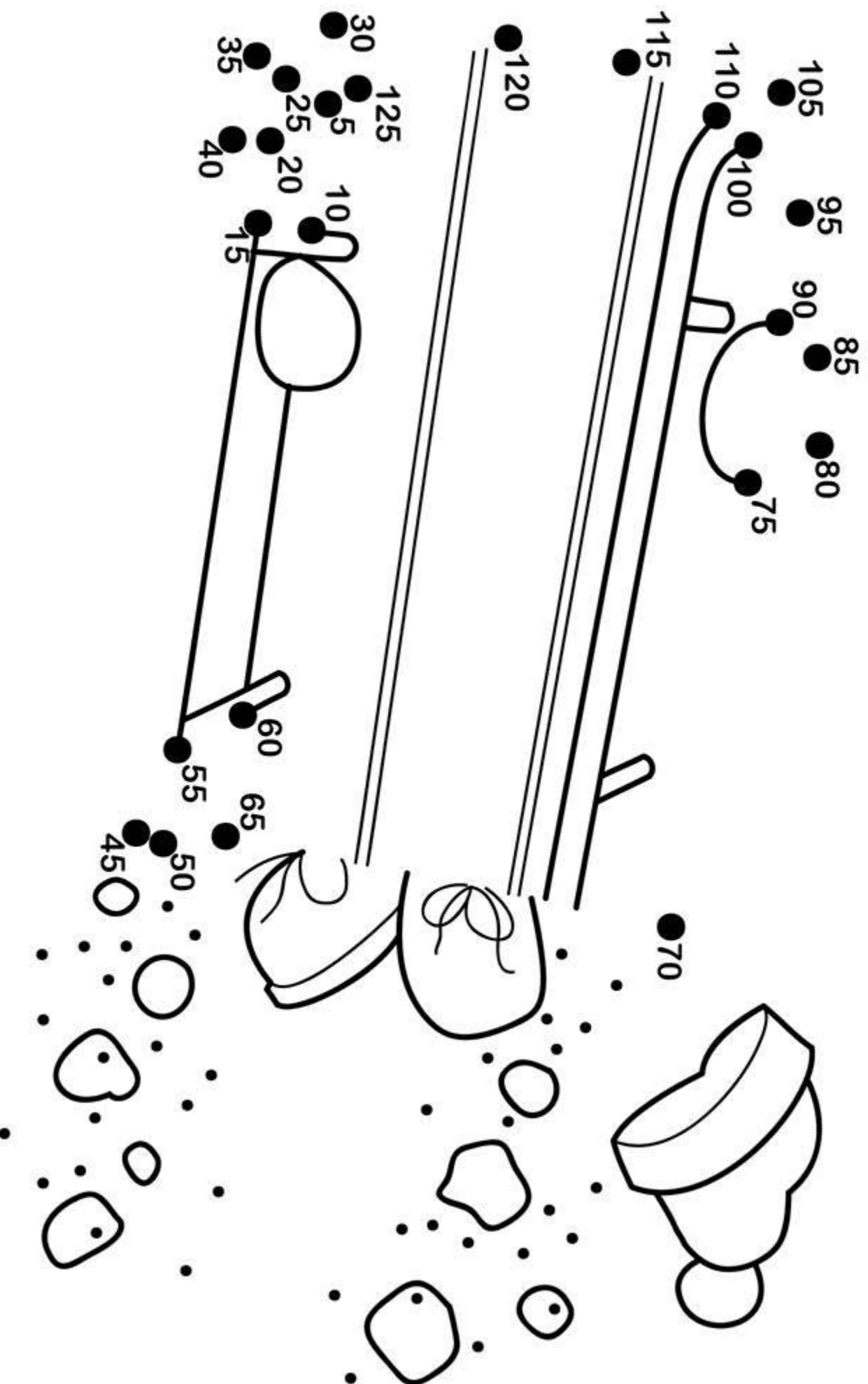
Name: _____



Name: _____




Name: _____




NAME: _____

Directions: Complete the maze, then color.



NAME: _____


Directions: Complete the maze, then color.



NAME: _____

DOT TO DOT

Directions: Start at the number 1. Count by 1s until you get to #59 in the bottom corner.



NAME: _____

Directions: Use the color code.

orange = 4	white = 6	red = 8
purple = 5	black = 7	

5	5	7	7	7	7	7	7	5	5
5	5	7	7	7	7	7	7	5	5
5	5	7	7	7	7	7	7	5	5
5	5	8	8	8	8	8	8	5	5
5	7	7	7	7	7	7	7	7	5
5	5/6	6	6	6	6	6	6	6/5	5
5	6	6	7	6	6	7	6	6	5
5	6	6	6	6	4/6	6	6	6	5
5	5/6	6	6/7	6	4	4	4/6	6/5	5
5	5	5/6	6	7/6	7/6	6	6/5	5	5

NAME: _____

Directions: Use the color code.

orange = 24, 25

white = 63, 65

red = 84, 87

blue = 18, 19

black = 91

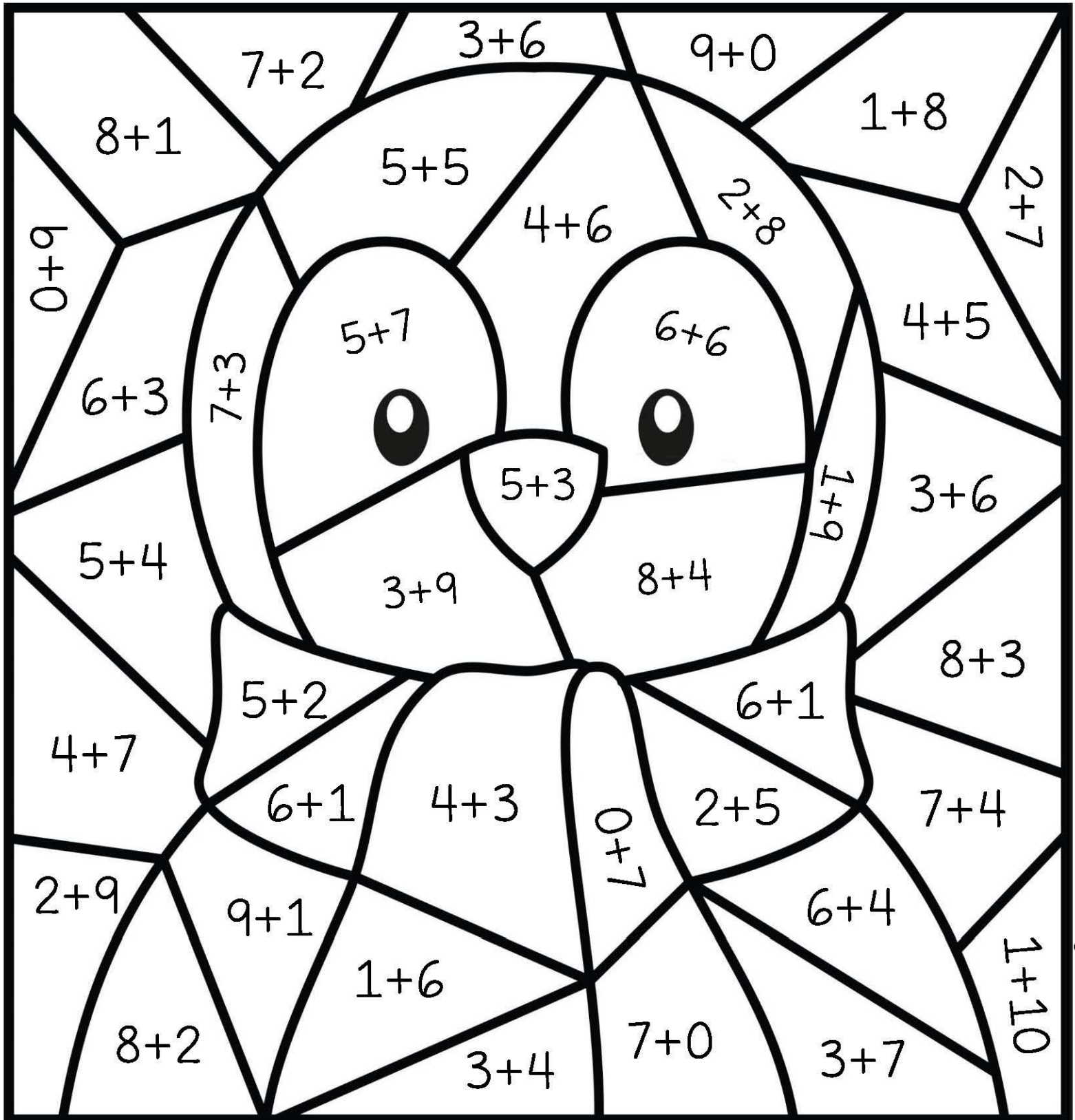
18	19	65	18 87	19	18	19	19	65	18
63	8	19 87	84	18	19	63	19	19	18
18	18 84	91 63	84	19 87	19	19	18	63	19
18 25	84	87	87	84	19 84	18	63	18	18
18	19	18 84	84	87	87	18 84	19	19	65
18	19	84	87 24	84	84	87	19 87	18	19
65	18	84	24	84	84	87	84	19 87	18
18	19	84	25 87	25	24	24 84	84	87	19 84
18	65	84 65	84	87	87	84 65	84 65	87	87
65	63	63	65	65	63	63	65	84 63	84

NAME: _____

COLOR BY NUMBER

Directions: Use the color code to complete.

blue = 7	orange = 9	green = 11
yellow = 8	black = 10	white = 12

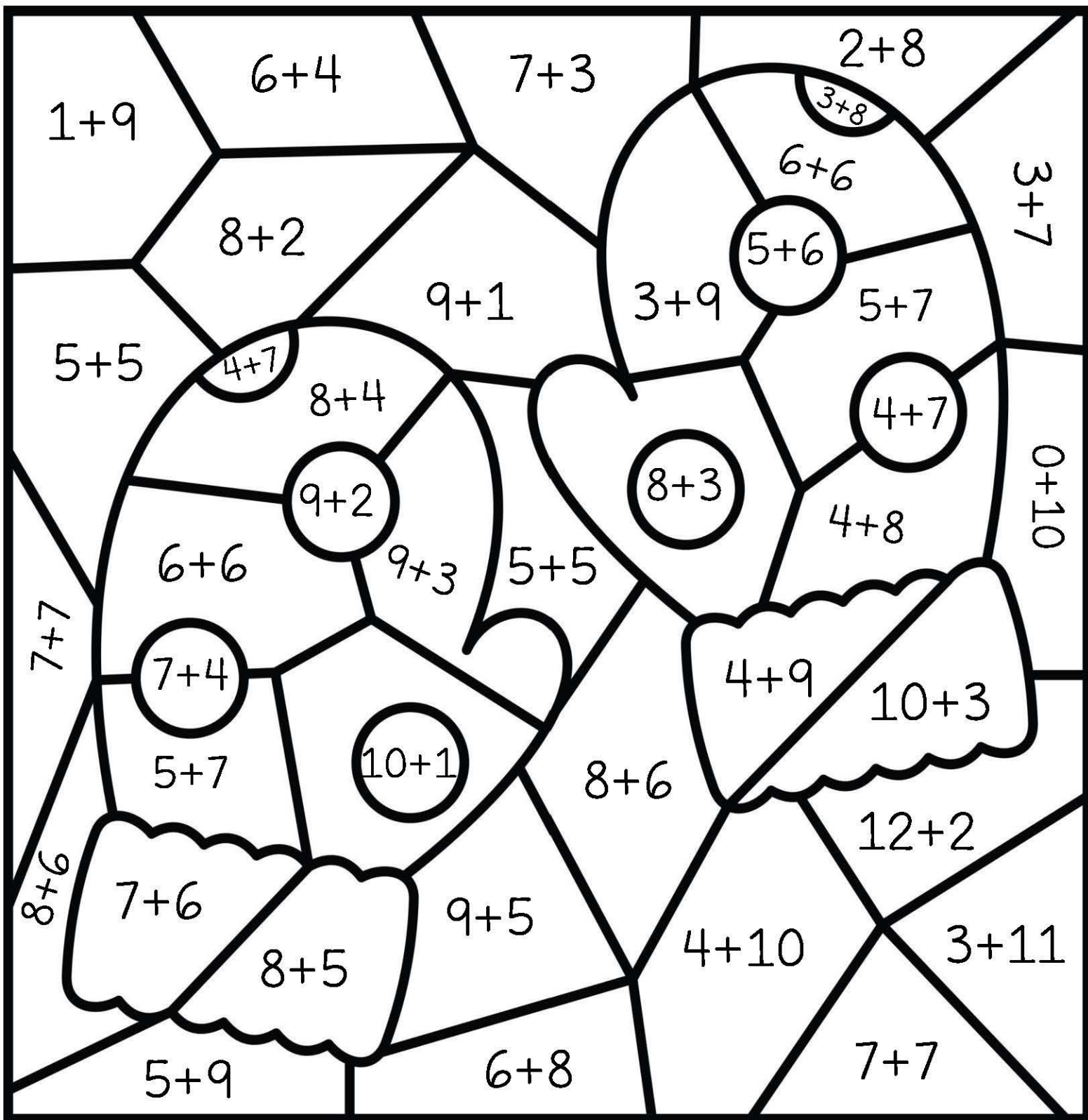


NAME: _____

COLOR BY NUMBER

Directions: Use the color code to complete.

blue = 10	red = 12	green = 14
yellow = 11	purple = 13	



NAME: _____

WORD SCRAMBLE



Directions: Unscramble each word below.

shovel	winter	penguin
blizzard	hot chocolate	snowman
sledding	snowsuit	icicle

1.	uiownsst	
2.	wmonsan	
3.	eiupgnn	
4.	ddesling	
5.	velsho	
6.	cciile	
7.	arzzlbid	
8.	teinwr	
9.	oth lccoohtea	


Name: _____

2-DIGIT ADDITION (NO REGROUPING)


Directions: Solve each problem.




1.




2.




3.




4.




5.




6.




7.



8.



9.




Name: _____

2-DIGIT ADDITION (WITH REGROUPING)


Directions: Solve each problem.




1.




2.




3.




4.




5.




6.




7.



8.




9.



NAME: _____

MAZE

Directions: There are 3 ways to start, but only one way will make it to the end.



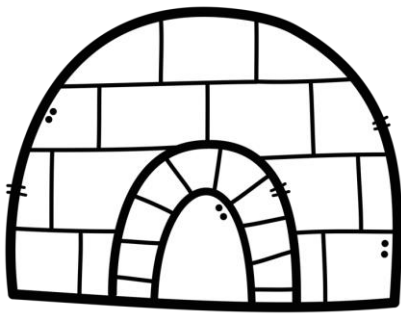
NAME: _____

MAZE

Directions: Start at number 2, then count by 2s until you get to the number 100 (by the boat).



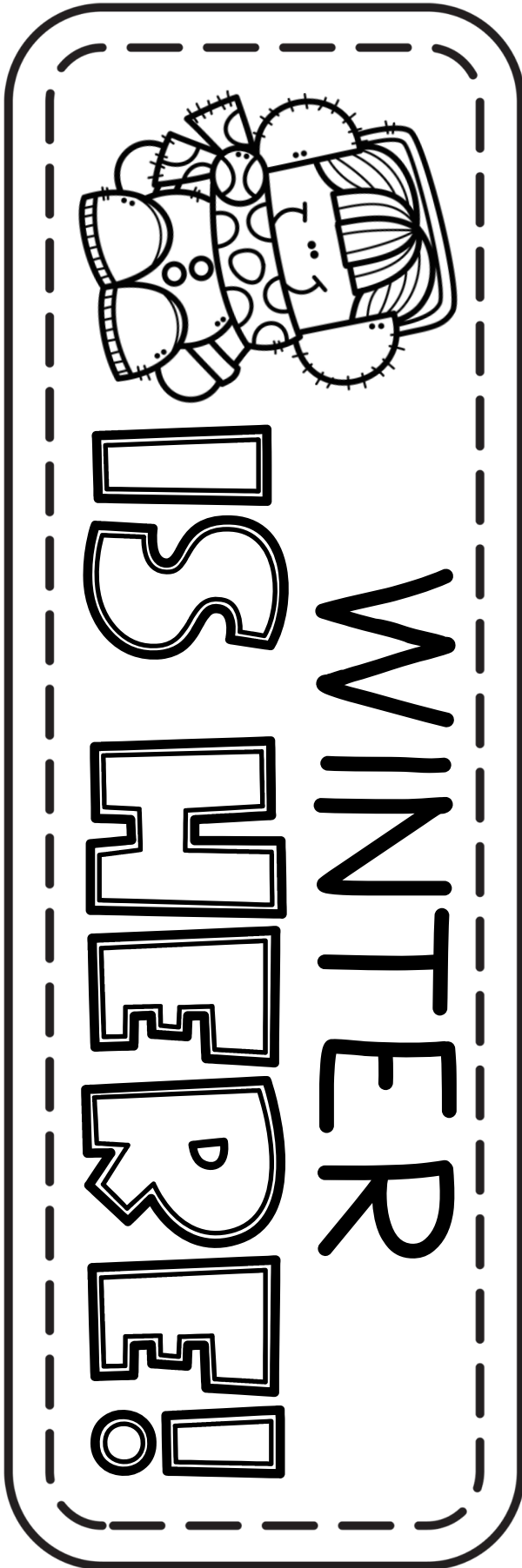
2	4	5	10	15	20	25	30
8	6	7	14	24	28	35	42
10	12	24	48	70	72	74	73

4	8	16	34	14	1	4	68	78	76	77
14	12	10	18	16	32	61	66	80	82	84
85	24	22	20	0	60	62	64	90	88	86
33	26	52	54	56	58	96	94	92	14	45
30	28	50	48	66	76	86	96	78	87	78
32	29	99	46	16	33	67	98			
34	39	42	44	51	50	49	100			
36	38	40	41	44	45	47	48			

NAME: _____

BOOKMARKS


Directions: Color, then cut out.



Name: _____

ABC ORDER

Cut and paste words in ABC Order.



1.	
2.	
3.	
4.	
5.	
6.	
7.	
8.	

winter

mittens

hat

blizzard

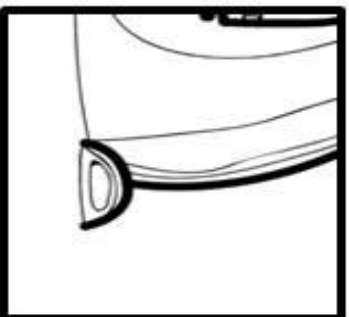
cold

scarf

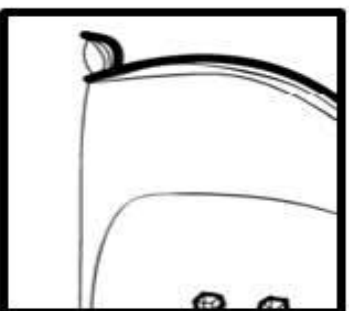
freeze

snow

Name: _____




3-C



3-A



2-A




1-C



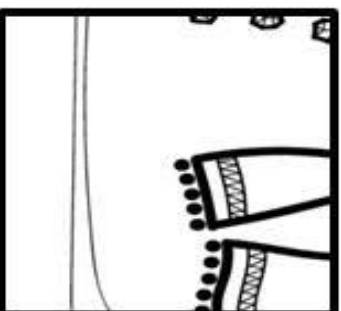
1-B



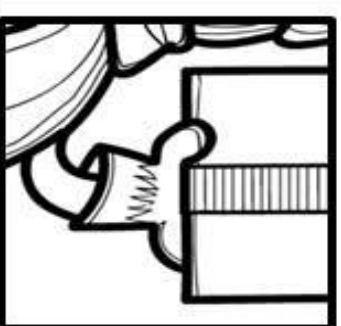
1-A



2-B



3-B




2-C

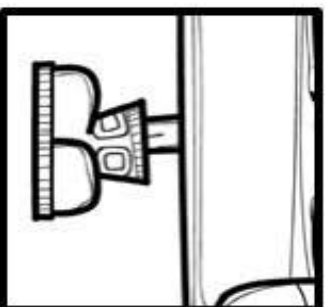
Put the scrambled picture back together by copying each picture from the other page into the grid or cut and paste the picture back together. Use the numbers and letters to find out where to draw or paste the pictures. The first one has been done for you.

	A	B	C
1			
2			
3			

Name: _____



2-C



3-B



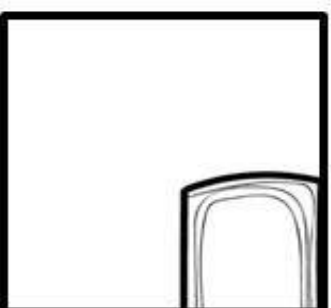
2-A



3-C



1-C



3-A



2-B




1-B




1-A

Put the scrambled picture back together by copying each picture from the other page into the grid or cut and paste the picture back together. Use the numbers and letters to find out where to draw or paste the pictures. The first one has been done for you.

			A	B	C
1					
2					
3					


HEADBAND

WINTER TIME!



HEADBAND

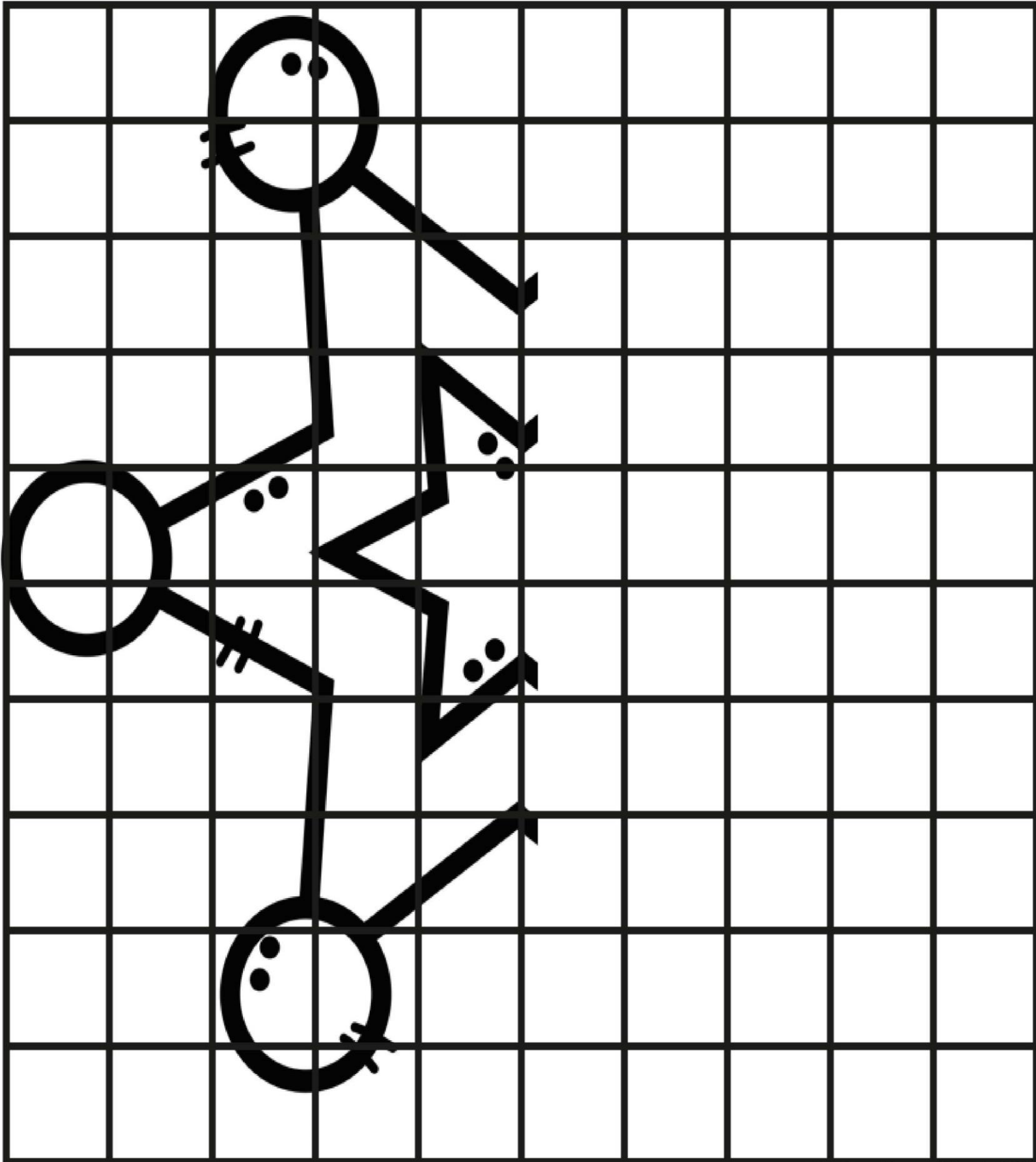
IT'S
WINTER
Bri



NAME: _____

Directions: Use the grid to draw the other half of the symmetrical shape.

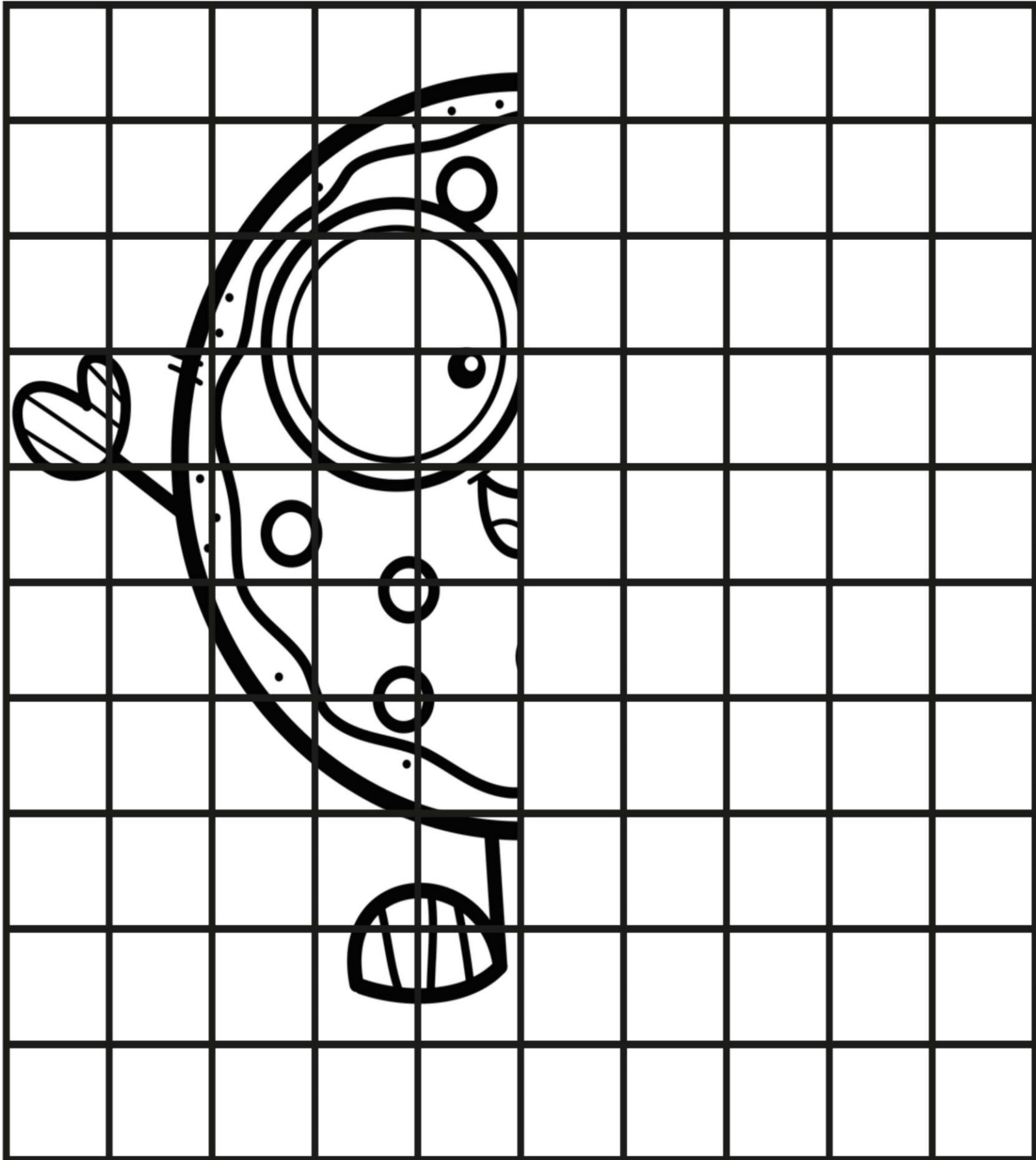
SYMMETRICAL PICTURES



NAME: _____

Directions: Use the grid to draw the other half of the symmetrical shape.

SYMMETRICAL PICTURES




NAME: _____

Color the design.




NAME: _____

Color the design.




NAME: _____

Color the design.




WINTER

Create a colorful picture.




WINTER

Create a colorful picture.



NAME: _____

WINTER WORD SEARCH



f l o m r f a a l m r c t i p
g j t x r h i f f e h z w z o
c v d e g c o r d s k i c n i
d k p h g a t s e h s y f w f
y a n h g d n m k p w h t w u
a b j t u e z e b q l y h r b
y s t i t n n n m w p a h e i
x d n t d f a l f i n o c k w
e b i o r m a s r n j k v e j
l m o a w s x i o t p i b p a
a o c o e n g i s e v i o l u
s s n e t p b x t r v b j r c
v s a m j s y z y p z c g b r
v h o t c h o c o l a t e v v
x j b l i z z a r d m q f l l

snow

winter

snowman

blizzard

frosty

scarf

hot

boots

fireplace

mittens

chocolate



let's connect!



Tracy

THANK YOU!

Thank you so much for downloading this product. I hope you love using and implementing it into your classroom.

If you love this resource, please consider leaving some feedback in my TpT store to earn credits for your future resource purchases! If not, please email me and I will do my best to make it right! If you have any questions at all or see an error please email me at teachingsecondgrade@gmail.com. Make sure to follow me on TPT to receive updates when {NEW} products are posted!

click here to see my blog!

teaching
SECOND GRADE
www.teachingsecondgrade.org

TERMS OF USE:

YOU MAY:

- use this product in your own classroom
- make enough copies for your own use
- save this file to your personal or school computer
- direct others that are interested in using this resource to my store to purchase and additional license for 50% off

YOU MAY NOT:

- copy or give this resource to other teachers or classrooms that are not your own
- share this product with others without purchasing an extra license or directing them to my shop to purchase it
- put any part of this resource online or on any shared drives

THANK YOU

Graphics and fonts by:

Font credit:

<https://www.teacherspayteachers.com/Product/Font-License-ALL-FONTS-348298>



You can visit my store at:

<https://www.teacherspayteachers.com/Store/Teaching-Second-Grade>