

## Virtual Art Lesson Plan BE 3-4TH

# DISGUSTING SANDWICH DRAWINGS

Hi Class! Its Miss Laura from home.

Sorry I can't be in class today,

but I have a SUPER fun Virtual Art project  
about Disgusting, Mega Gross Sandwiches!!

**Project: You are going to draw the most...**



## **DISGUSTING, GROSS, BARF WORTHY SANDWICH IN THE WORLD!!! MWHAAAAHAHA!**

### **1. What is the definition of sandwich?**

an item of food consisting of two pieces of bread with meat, cheese, or other filling between them.

### **2. What is the Definition of Disgusting?**

emotional response of rejection or revulsion to something potentially contagious or something considered offensive, distasteful, or unpleasant.



# 1. BRAINSTORM WITH THE CLASS ABOUT GROSS THINGS YOU CAN PUT BETWEEN TWO PIECES OF BREAD ON A SANDWICH.

## Chicken & Flamin' Hot Cheeto Sandwich



Lime Jello

Fish heads

French Fries

Spaghetti

Donuts

Bugs

Doritos



## Wasabi & Cheese

Pig Brains

Chips

Fish Eggs

Squid

Ice Cream

Bananas

Worms

Liver

Slime


Pizza

Ants

Bees

Spiders

Candy



Watermelon

Pumpkin

Snakes

Moldy cheese

Bug burgers

cockroaches





## 2. Watch the Video about a Disgusting Sandwich...

### VIDEO BOOK LINK:



<https://www.youtube.com/watch?v=yzeeROO6XbU>



3. Give each student the Large 11" by 18" drawing paper from the art cabinet in the classroom. You will need a drawing pencil, eraser, and crayons or colored pencils.
4. Have the students draw a large hamburger bun on the top of their paper (see finished example below)



5. Draw super weird disgusting foods under the top of the hamburger bun using ideas from the brainstorming session. Draw in pencil first.




6. Continue to draw layers of gross foods under your top bun.

7. Add the bottom bun at the bottom of the paper. Once you are finished sketching your GROSS sandwich then use crayons or colored pencils to color in your wonderful artwork.







*Make sure you add details in your drawings.*



8. Name Your Awesomely Gross Sandwich.
9. If you have time in class, ask the students to present their artwork and talk about why they chose the gross foods to put on their sandwich artwork.
10. Save the artwork for next week when we will be adding watercolor paint over our DISGUSTING SANDWICH. (don't worry if they don't complete the project in class...we can find time next week to finish. Call my cell if you have any questions 😊)



## Extra Examples of Disgusting Sandwiches!

